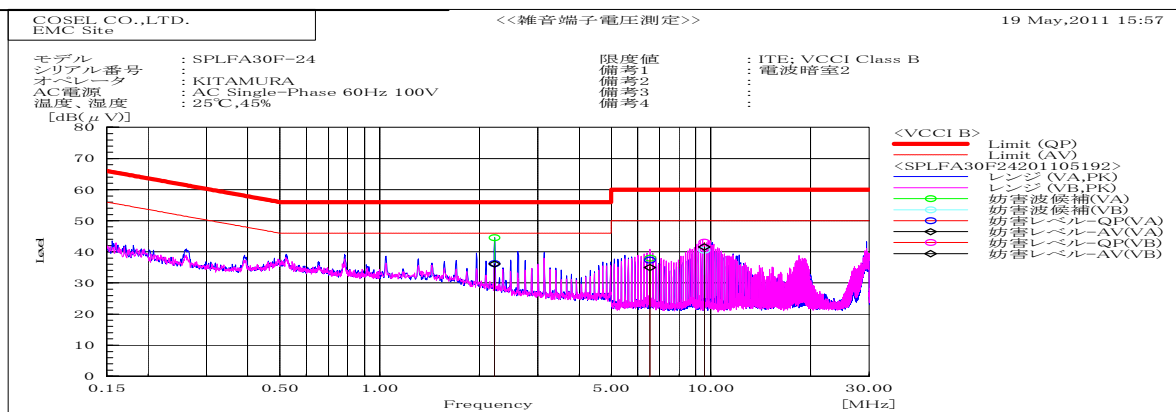
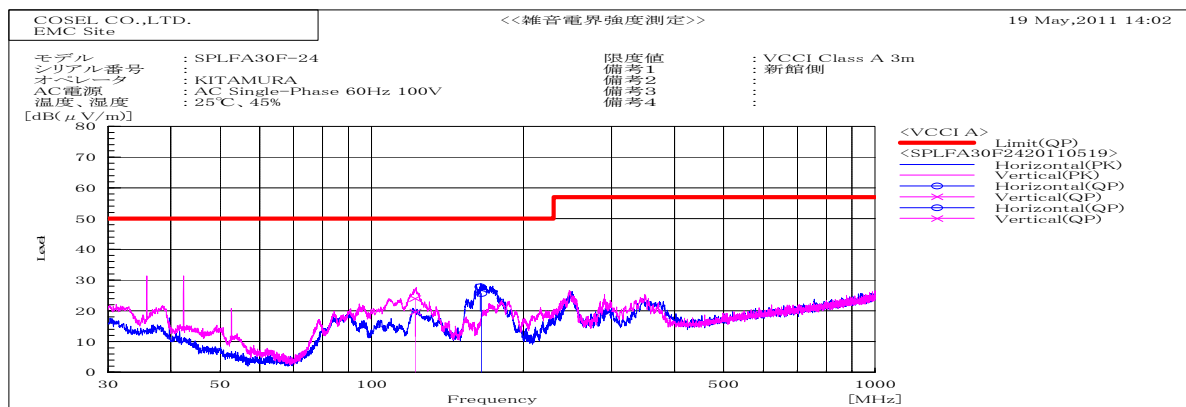


DATA SHEET				Date	25-May-11
Model	SPLFA30F-24			Temp.	25 degreeC
Test	EMI			Humid.	40 %RH
	Line conduction & Radiated emission			Tested by	H.Kitamura



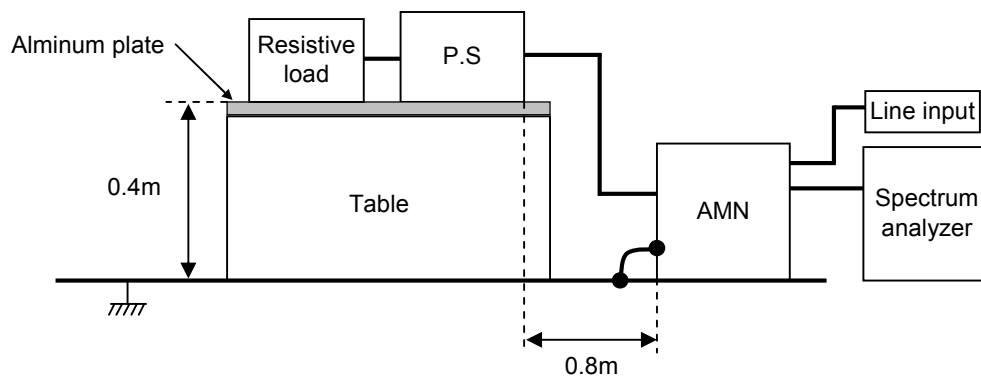
Frequency MHz	Line Phas	Reading dB(μV)		Factor dB	Level dB(μV)		Limit dB(μV)		Margin dB		Pass/ Fail	Remark
		QP	AV		QP	AV	QP	AV	QP	AV		
2.22324	VA	26.1	26	10.1	36.2	36.1	56	46	19.8	9.9	Pass	
6.53721	VA	27.1	24.6	10.3	37.4	34.9	60	50	22.6	15.1	Pass	
9.541	VB	32.7	31.2	10.4	43.1	41.6	60	50	16.9	8.4	Pass	



Frequency MHz	Polarization	Reading dB(μV)		Space Loss dB	Level dB(mW)		Limit dB(mW)	Margin dB	Pass/ Fail	Height cm	Angle deg	Remark
		QP	AV		QP	AV						
122.2	V	39.2	-19.6		19.6		50	30.4	Pass	159	353	
164.5	H	49.3	-21.5		27.8		50	22.2	Pass	159	197	

DATA SHEET		Date	25-May-11
Model	Circuit used for measurement	Temp.	25 degreeC
Test	EMI Line conduction & Radiated emission	Humid.	40 %RH
		Tested by	H.Kitamura

1. Line conduction



2. Radiated emission

