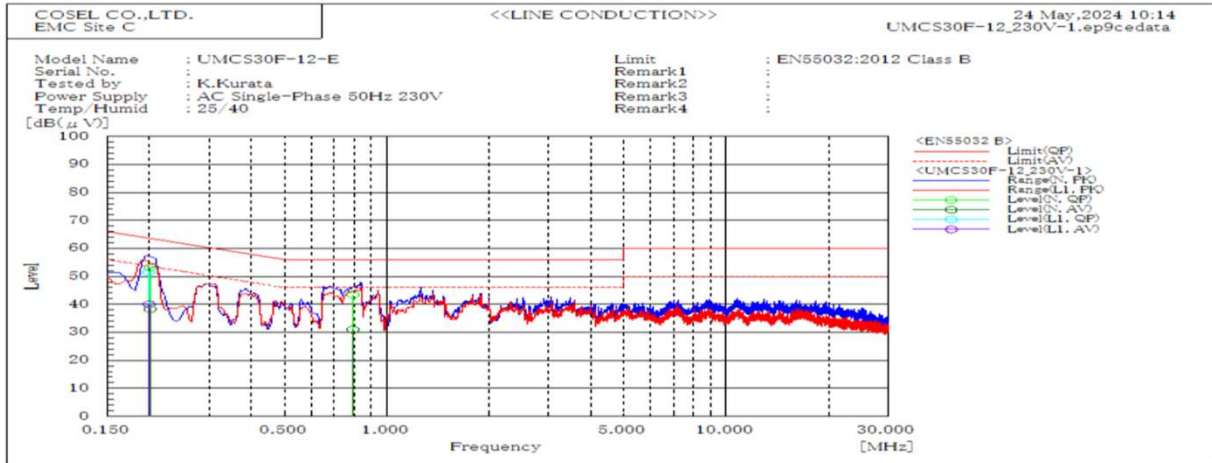
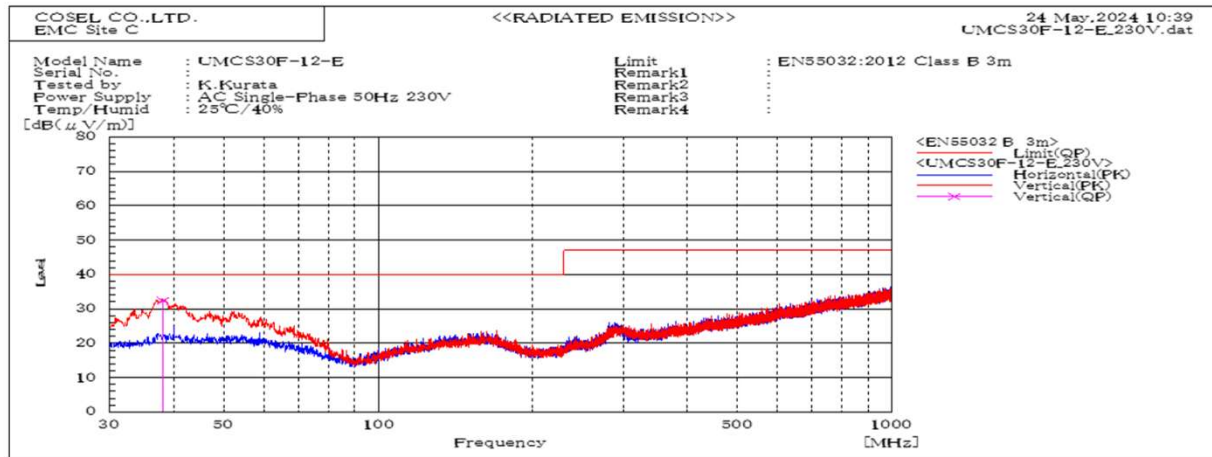


DATA SHEET		Date	27-Aug-24
Model	UMCS30F-12-E	Temp.	25 degreeC
Test	EMI Line conduction & Radiated emission	Humid.	40 %RH
		Tested by	K.Kurata



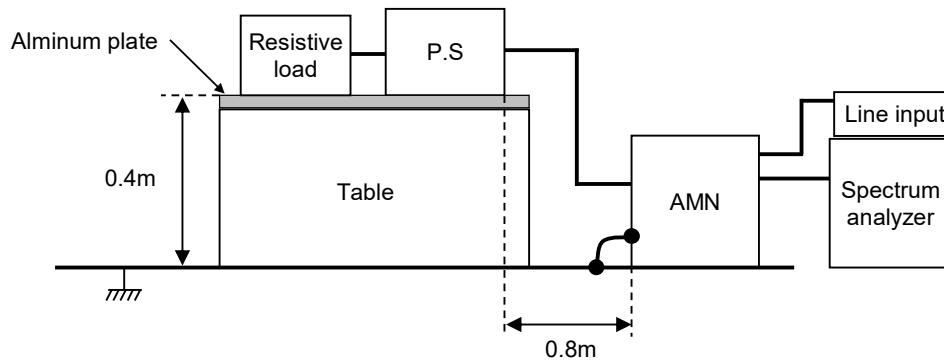
Frequency MHz	Line	Level dB(μV)		Limit dB(μV)		Margin dB		Pass/Fail	Remark
		QP	AV	QP	AV	QP	AV		
0.2	L1	51.6	40.1	63.6	53.6	12	13.5	Pass	
0.201	N	53.2	38.3	63.6	53.6	10.4	15.3	Pass	
0.794	N	43.4	31	56	46	12.6	15	Pass	



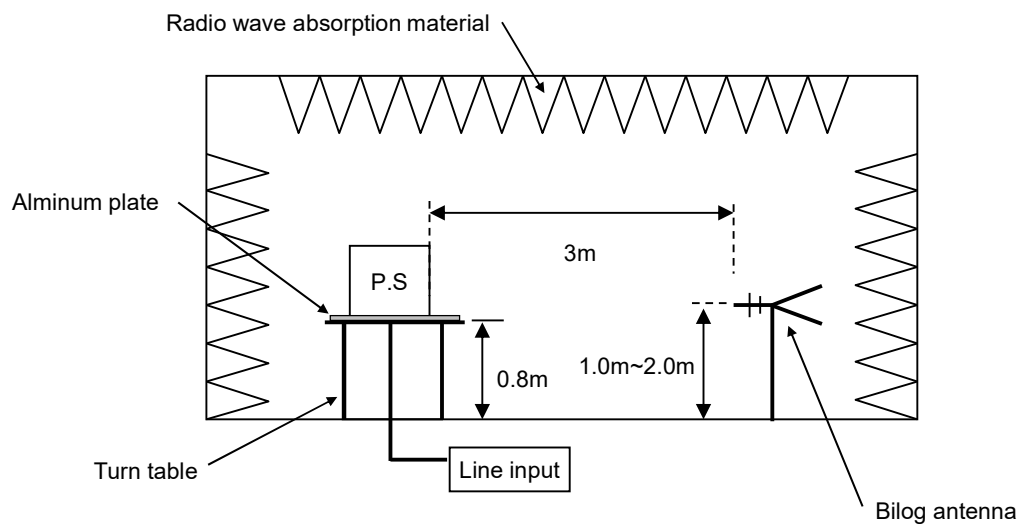
Frequency MHz	Polarization	Stability	Level dB(μV/m)	Limit dB(μV/m)	Margin dB	Pass/Fail	Height cm	Angle deg	Remark
			QP	QP	QP				
38.04	V	Stable	32.4	40	7.6	Pass	101.6	322.2	

DATA SHEET		Date	27-Aug-24
Model	Circuit used for measurement	Temp.	25 degreeC
Test	EMI Line conduction & Radiated emission	Humid.	40 %RH
		Tested by	K.Kurata

1. Line conduction



2. Radiated emission



Conditions

Test : EMI
Model Name : UMCS30F-12-E

○Photographs of Test Set-Up


LINE CONDUCTION**RADIATED EMISSION**

Fig.1 Testing circuitry