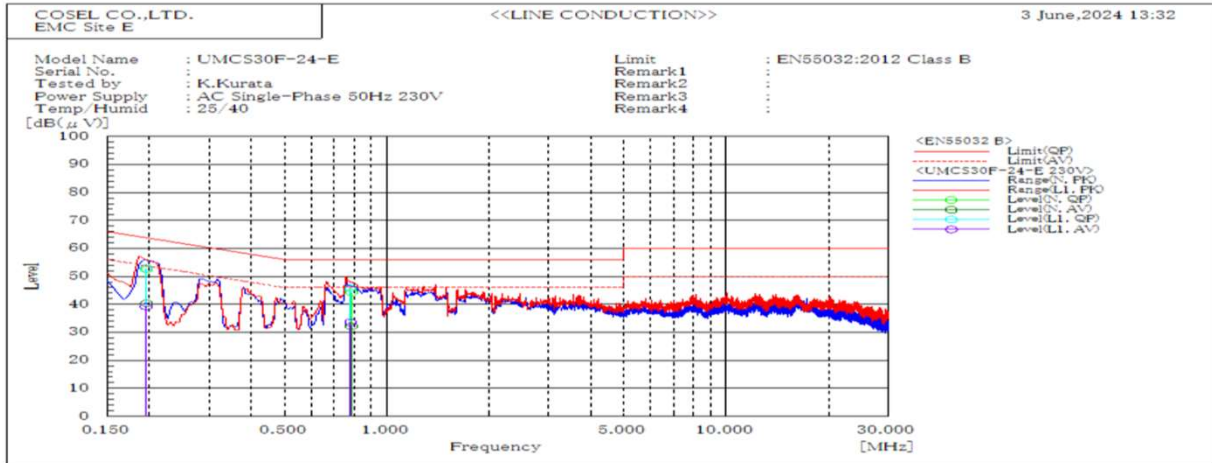
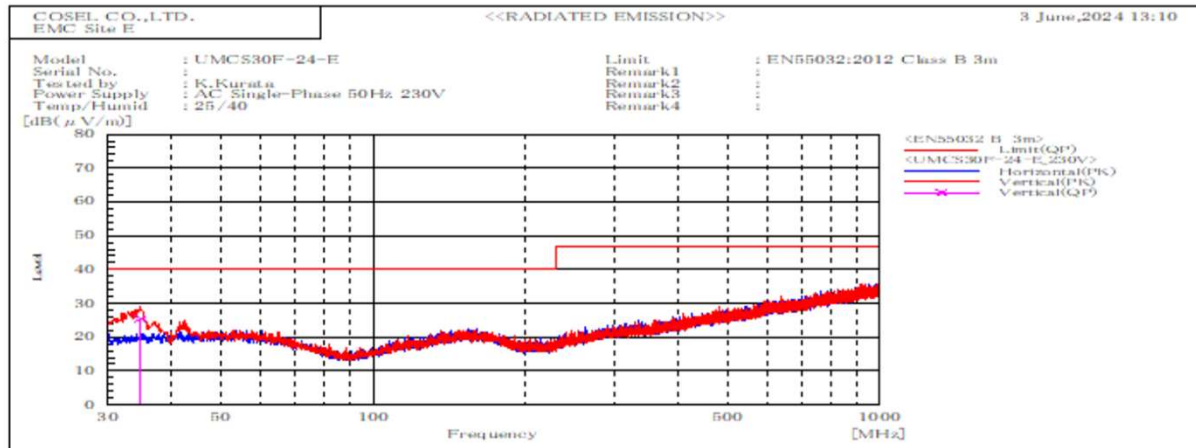


DATA SHEET		Date	27-Aug-24
Model	UMCS30F-24-E	Temp.	25 degreeC
Test	EMI Line conduction & Radiated emission	Humid.	40 %RH
		Tested by	K.Kurata



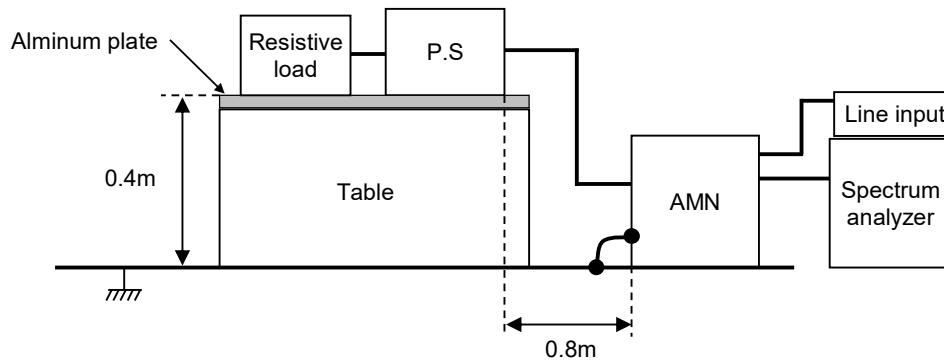
Frequency	Line	Level		Limit		Margin		Pass/Fail	Remark
MHz		dB(μV)		dB(μV)		dB			
		QP	AV	QP	AV	QP	AV		
0.196	L1	53	39.3	63.8	53.8	10.8	14.5	Pass	
0.783	L1	45.8	33.6	56	46	10.2	12.4	Pass	
0.196	N	52.6	40.4	63.8	53.8	11.2	13.4	Pass	
0.787	N	44.3	32.2	56	46	11.7	13.8	Pass	



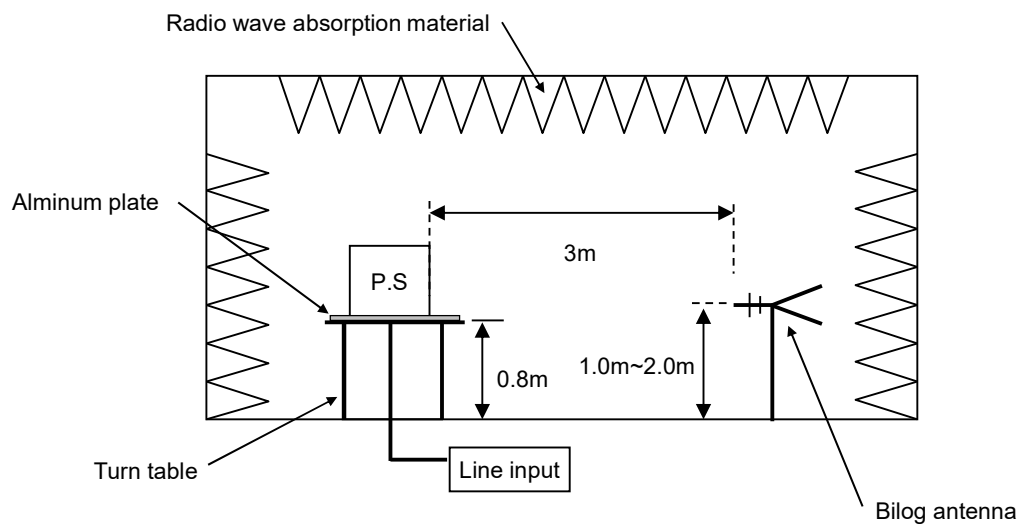
Frequency	Polarization	Stability	Level	Limit	Margin	Pass/Fail	Height	Angle	Remark
MHz			dB(μV/m)	dB(μV/m)	dB				
			QP	QP	QP		cm	deg	
34.775	V	Stable	25.4	40	14.6	Pass	100	328.9	

DATA SHEET		Date	27-Aug-24
Model	Circuit used for measurement	Temp.	25 degreeC
Test	EMI Line conduction & Radiated emission	Humid.	40 %RH
		Tested by	K.Kurata

1. Line conduction



2. Radiated emission



Conditions

Test : EMI
Model Name : UMCS30F-24-E

○Photographs of Test Set-Up


LINE CONDUCTION**RADIATED EMISSION**

Fig.1 Testing circuitry