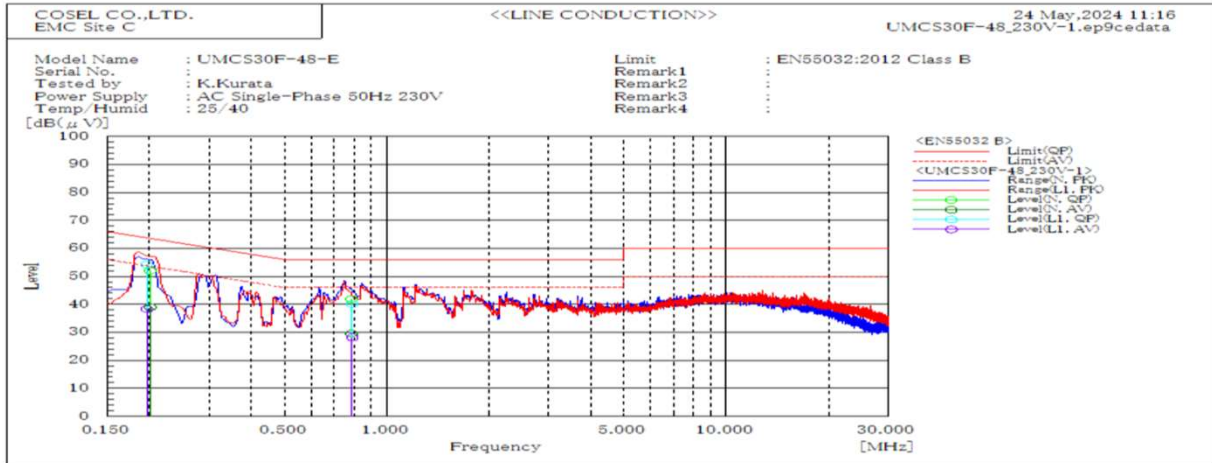
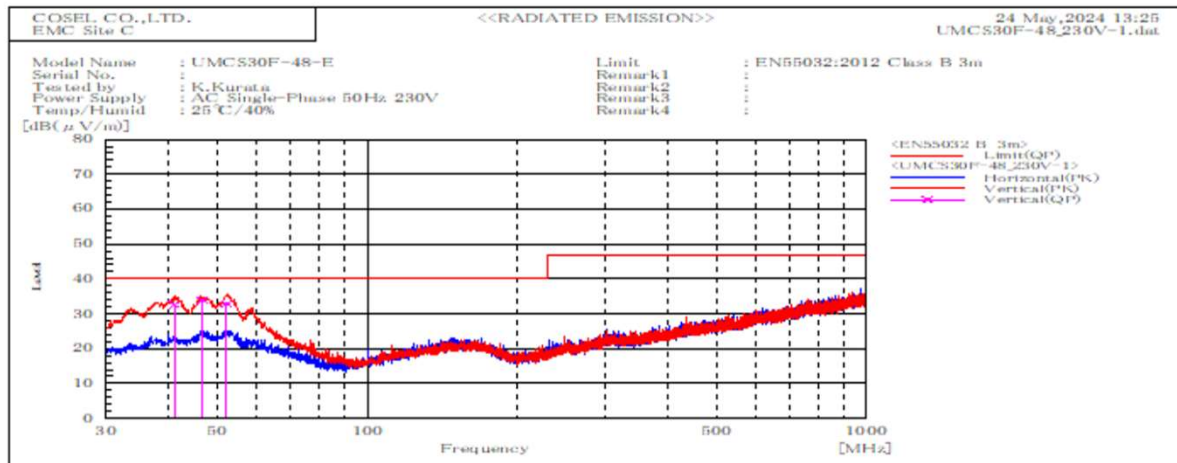


DATA SHEET		Date	27-Aug-24
Model	UMCS30F-48-E	Temp.	25 degreeC
Test	EMI Line conduction & Radiated emission	Humid.	40 %RH
		Tested by	K.Kurata



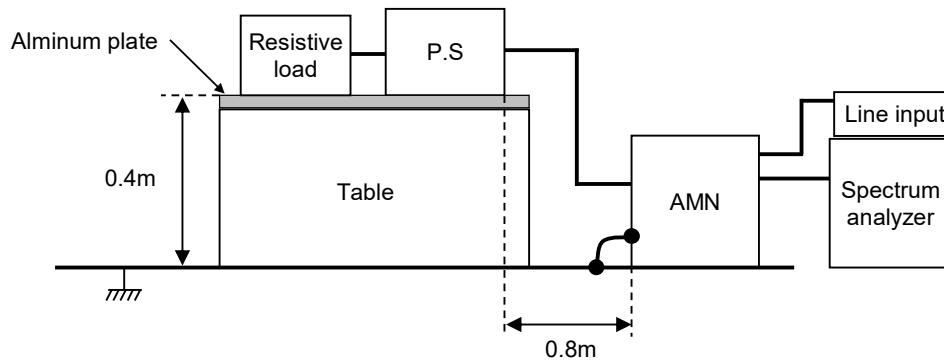
Frequency	Line	Level		Limit		Margin		Pass/Fail	Remark
MHz		dB(μV)		dB(μV)		dB			
		QP	AV	QP	AV	QP	AV		
0.197	L1	54.2	38.3	63.7	53.7	9.5	15.4	Pass	
0.792	L1	40.2	28.2	56	46	15.8	17.8	Pass	
0.201	N	52	39	63.6	53.6	11.6	14.6	Pass	
0.788	N	41.8	29.6	56	46	14.2	16.4	Pass	



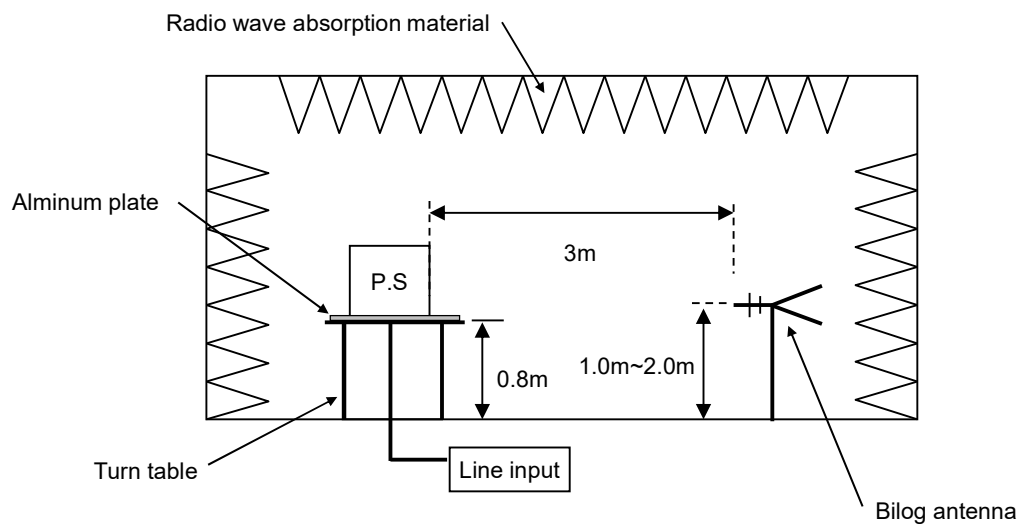
Frequency	Polarization	Stability	Level	Limit	Margin	Pass/Fail	Height	Angle	Remark
MHz			dB(μV/m)	dB(μV/m)	dB				
			QP	QP	QP		cm	deg	
52.22	V	Stable	32.9	40	7.1	Pass	100	0	
41.107	V	Stable	32.6	40	7.4	Pass	103.5	207.1	
46.706	V	Stable	33.9	40	6.1	Pass	100.2	277.1	

DATA SHEET		Date	27-Aug-24
Model	Circuit used for measurement	Temp.	25 degreeC
Test	EMI Line conduction & Radiated emission	Humid.	40 %RH
		Tested by	K.Kurata

1. Line conduction



2. Radiated emission



Conditions

Test : EMI
Model Name : UMCS30F-48-E

○Photographs of Test Set-Up

LINE CONDUCTION



RADIATED EMISSION




Fig.1 Testing circuitry