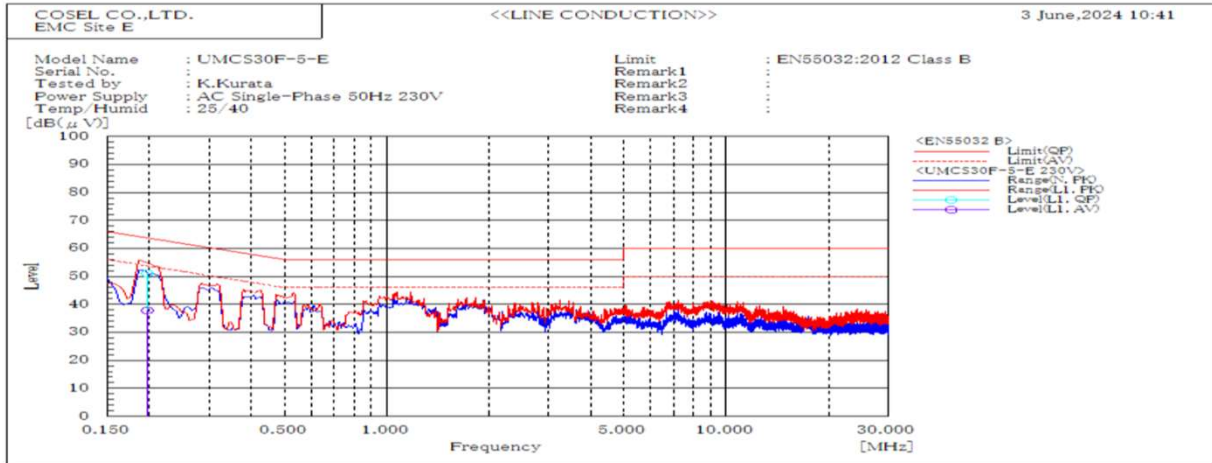
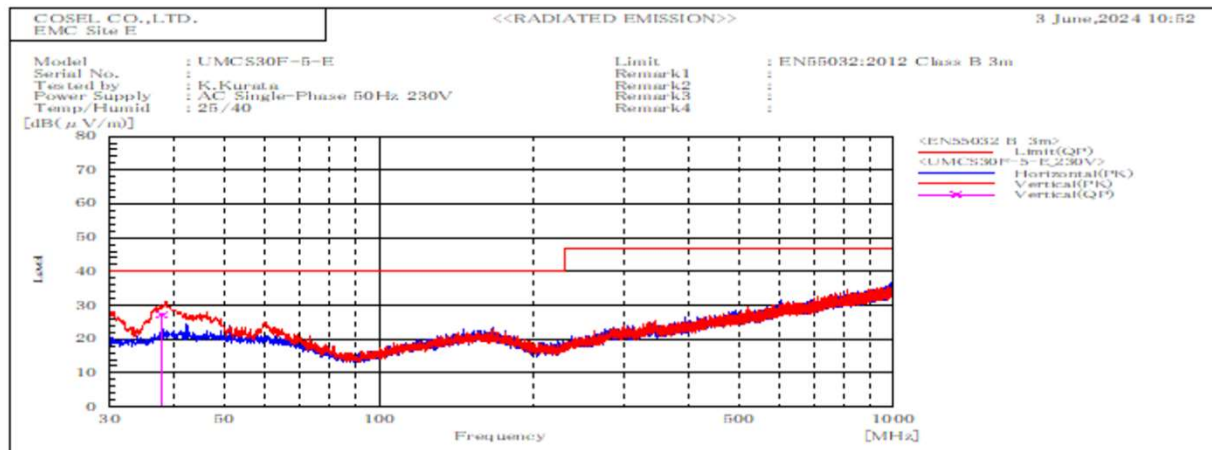


DATA SHEET		Date	27-Aug-24
Model	UMCS30F-5-E	Temp.	25 degreeC
Test	EMI Line conduction & Radiated emission	Humid.	40 %RH
		Tested by	K.Kurata



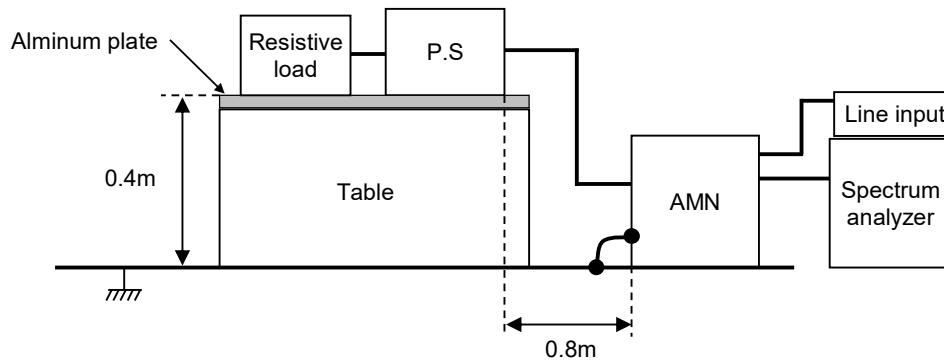
Frequency	Line	Level		Limit		Margin		Pass/Fail	Remark
MHz		dB(μV)		dB(μV)		dB			
		QP	AV	QP	AV	QP	AV		
0.197	L1	51.1	37.8	63.7	53.7	12.6	15.9	Pass	



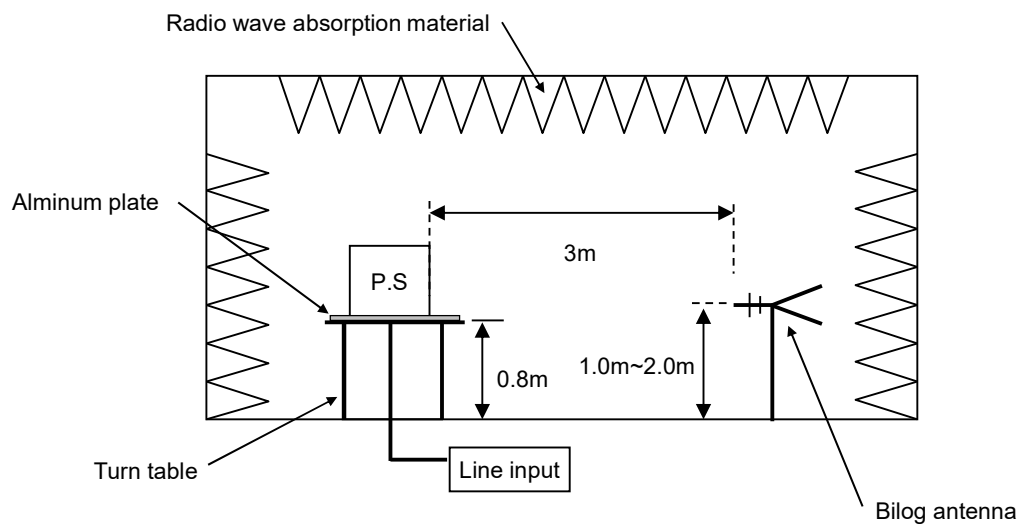
Frequency	Polarization	Stability	Level	Limit	Margin	Pass/Fail	Height	Angle	Remark
MHz			dB(μV/m)	dB(μV/m)	dB				
			QP	QP	QP				
37.828	V	Stable	27.2	40	12.8	Pass	101.5	0	

DATA SHEET		Date	27-Aug-24
Model	Circuit used for measurement	Temp.	25 degreeC
Test	EMI Line conduction & Radiated emission	Humid.	40 %RH
		Tested by	K.Kurata

### 1. Line conduction



### 2. Radiated emission



**Conditions**

Test : EMI  
Model Name : UMCS30F-5-E

○Photographs of Test Set-Up

**LINE CONDUCTION**



**RADIATED EMISSION**




Fig.1 Testing circuitry