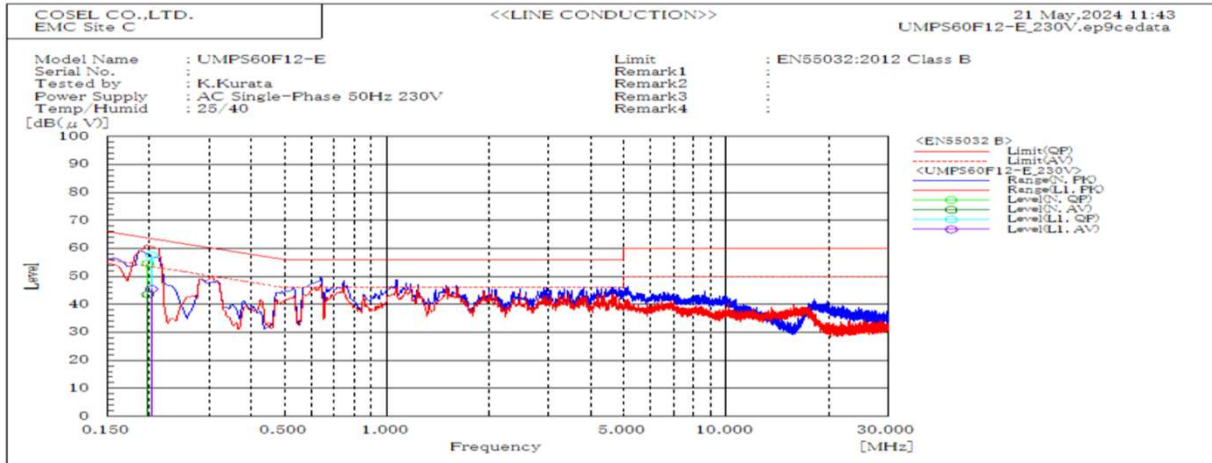
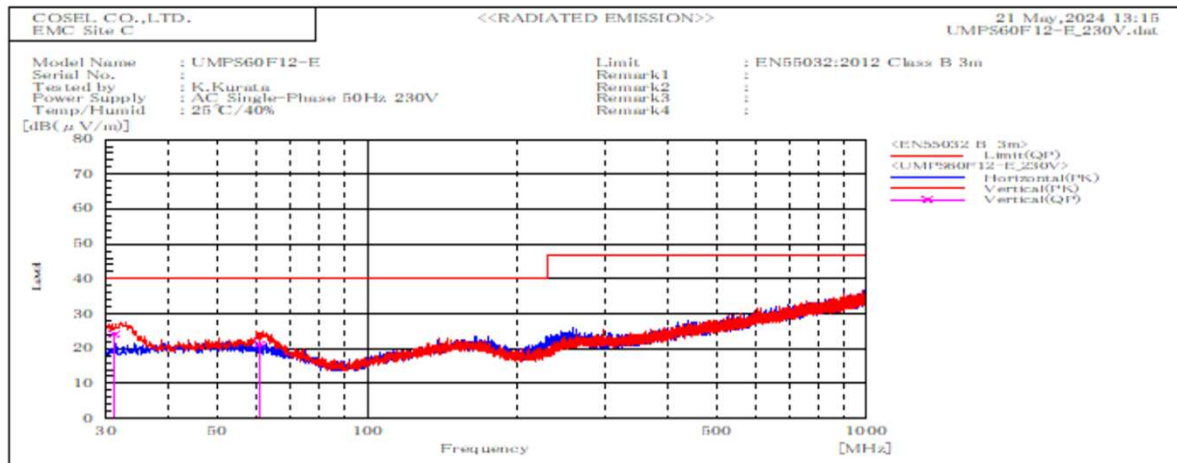


DATA SHEET		Date	27-Aug-24
Model	UMPS60F12-E	Temp.	25 degreeC
Test	EMI Line conduction & Radiated emission	Humid.	40 %RH
		Tested by	K.Kurata



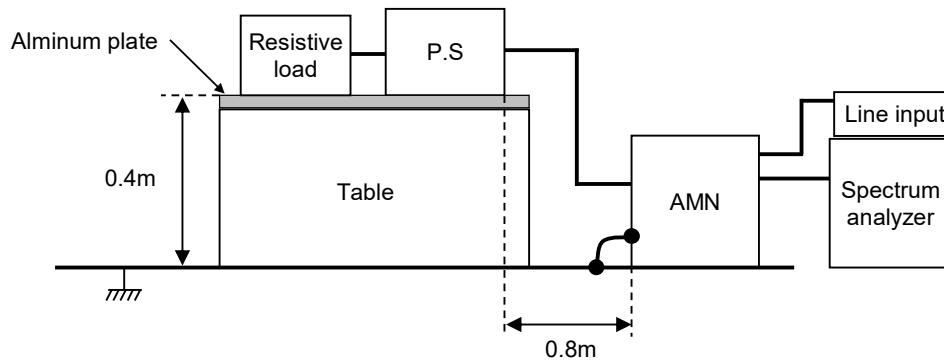
Frequency	Line	Level		Limit		Margin		Pass/Fail	Remark
MHz		dB(μV)		dB(μV)		dB			
		QP	AV	QP	AV	QP	AV		
0.198	N	54.6	43.6	63.7	53.7	9.1	10.1	Pass	
0.203	L1	57.6	45.5	63.5	53.5	5.9	8	Pass	



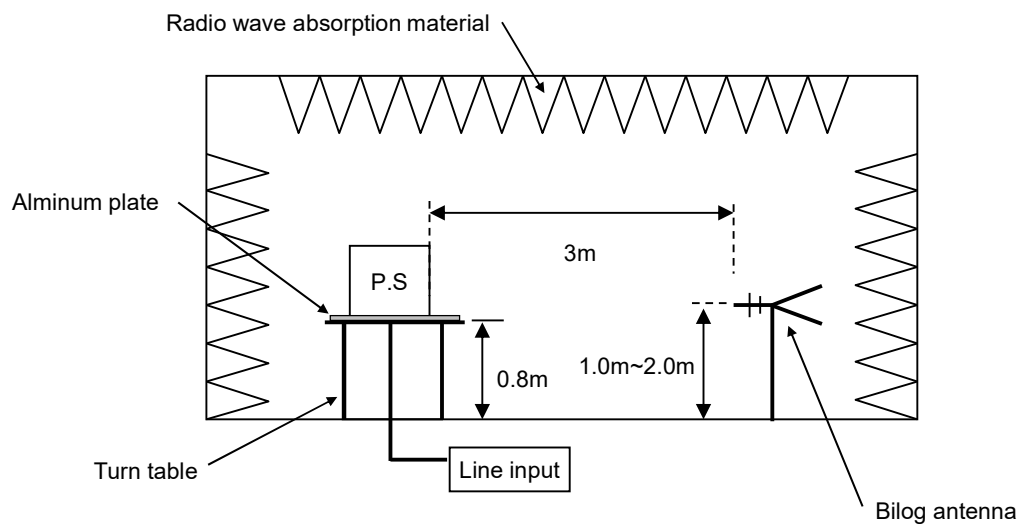
Frequency	Polarization	Stability	Level	Limit	Margin	Pass/Fail	Height	Angle	Remark
MHz			dB(μV/m)	dB(μV/m)	dB		cm	deg	
			QP	QP	QP				
31.151	V	Stable	24.1	40	15.9	Pass	100	46.6	
60.893	V	Stable	21.3	40	18.7	Pass	100	288	

DATA SHEET		Date	27-Aug-24
Model	Circuit used for measurement	Temp.	25 degreeC
Test	EMI Line conduction & Radiated emission	Humid.	40 %RH
		Tested by	K.Kurata

1. Line conduction



2. Radiated emission



Conditions

Test : EMI
Model Name : UMPS60F12-E

○Photographs of Test Set-Up

LINE CONDUCTION



RADIATED EMISSION




Fig.1 Testing circuitry