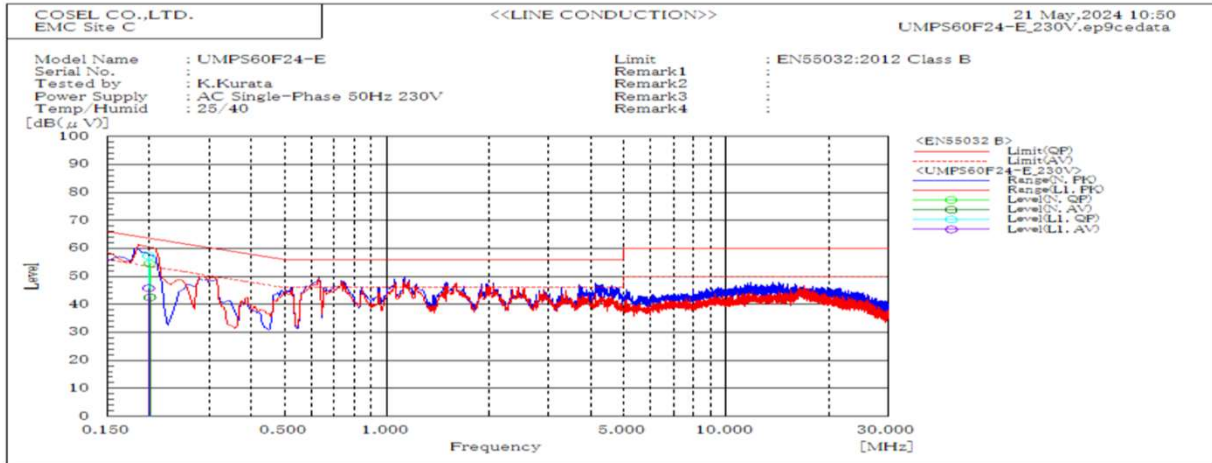
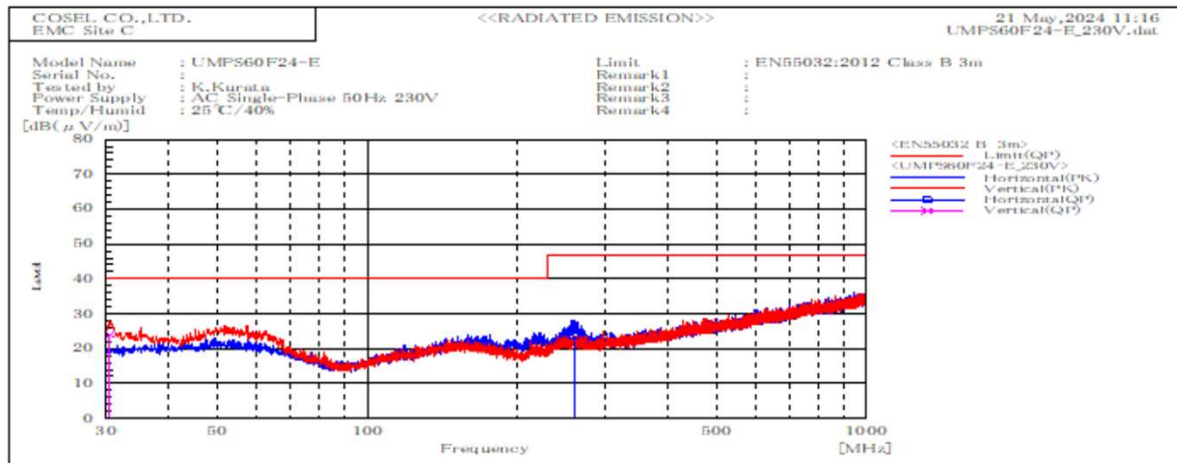


DATA SHEET		Date	27-Aug-24
Model	UMPS60F24-E	Temp.	25 degreeC
Test	EMI Line conduction & Radiated emission	Humid.	40 %RH
		Tested by	K.Kurata



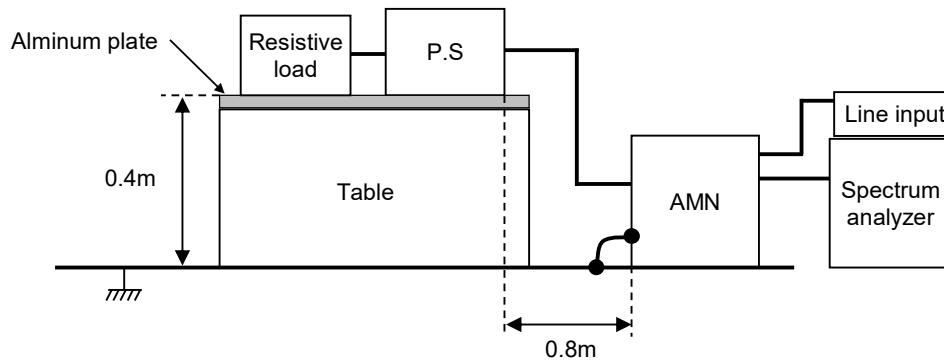
Frequency	Line	Level		Limit		Margin		Pass/Fail	Remark
MHz		dB(μV)		dB(μV)		dB			
		QP	AV	QP	AV	QP	AV		
0.201	N	54.5	42.5	63.6	53.6	9.1	11.1	Pass	
0.199	L1	57.3	45.8	63.7	53.7	6.4	7.9	Pass	



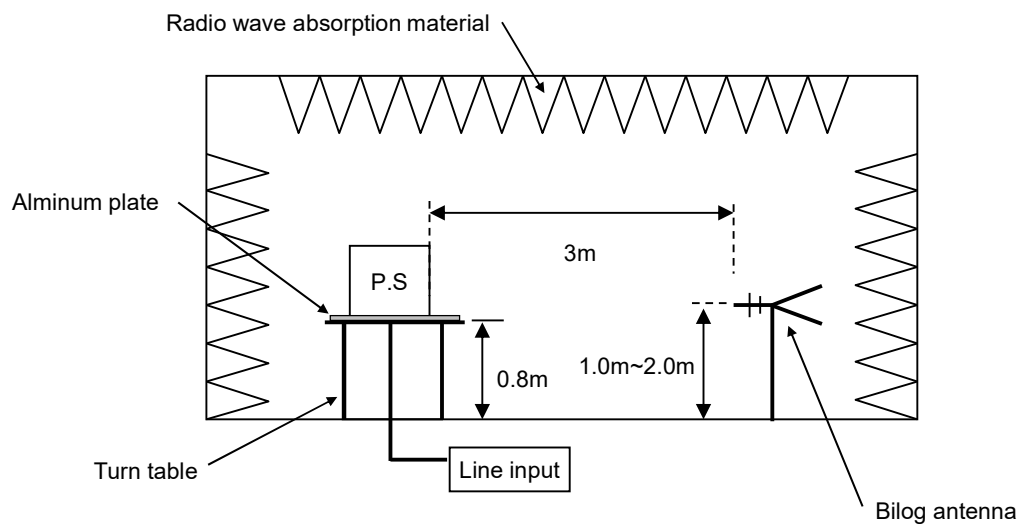
Frequency	Polarization	Stability	Level	Limit	Margin	Pass/Fail	Height	Angle	Remark
MHz			dB(μV/m)	dB(μV/m)	dB				
			QP	QP	QP		cm	deg	
30.495	V	Stable	24	40	16	Pass	100	76.2	
259.956	H	Stable	23.8	47	23.2	Pass	109.9	307.6	

DATA SHEET		Date	27-Aug-24
Model	Circuit used for measurement	Temp.	25 degreeC
Test	EMI Line conduction & Radiated emission	Humid.	40 %RH
		Tested by	K.Kurata

1. Line conduction



2. Radiated emission



Conditions

Test : EMI
Model Name : UMPS60F24-E

○Photographs of Test Set-Up


LINE CONDUCTION**RADIATED EMISSION**

Fig.1 Testing circuitry